

ERCC1 Antibody (monoclonal) (M01)**Mouse monoclonal antibody raised against a partial recombinant ERCC1.****Catalog # AT1936a****Specification**

ERCC1 Antibody (monoclonal) (M01) - Product Information

Application	WB, IF, E
Primary Accession	P07992
Other Accession	BC052813
Reactivity	Human
Host	mouse
Clonality	Monoclonal
Isotype	IgG2a Kappa
Calculated MW	32562

ERCC1 Antibody (monoclonal) (M01) - Additional Information**Gene ID** 2067**Other Names**

DNA excision repair protein ERCC-1, ERCC1

Target/Specificity

ERCC1 (AAH52813, 207 a.a. ~ 281 a.a) partial recombinant protein with GST tag. MW of the GST tag alone is 26 KDa.

Dilution

WB~~1:500~1000

IF~~1:50~200

E~~N/A

Format

Clear, colorless solution in phosphate buffered saline, pH 7.2 .

Storage

Store at -20°C or lower. Aliquot to avoid repeated freezing and thawing.

Precautions

ERCC1 Antibody (monoclonal) (M01) is for research use only and not for use in diagnostic or therapeutic procedures.

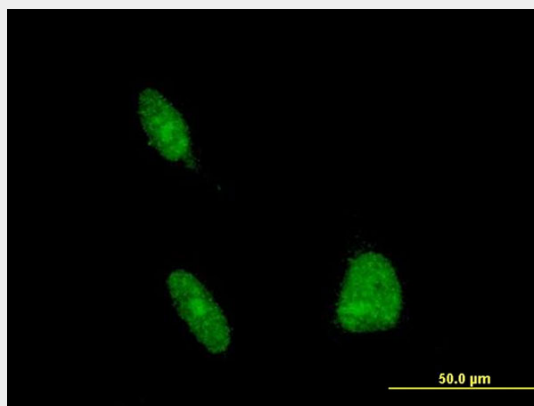
ERCC1 Antibody (monoclonal) (M01) - Protocols

Provided below are standard protocols that you may find useful for product applications.

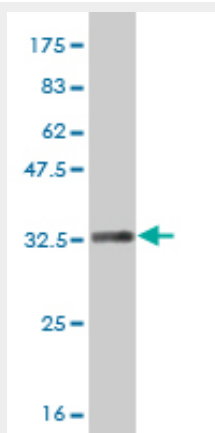
- [Western Blot](#)
- [Blocking Peptides](#)

- [Dot Blot](#)
- [Immunohistochemistry](#)
- [Immunofluorescence](#)
- [Immunoprecipitation](#)
- [Flow Cytometry](#)
- [Cell Culture](#)

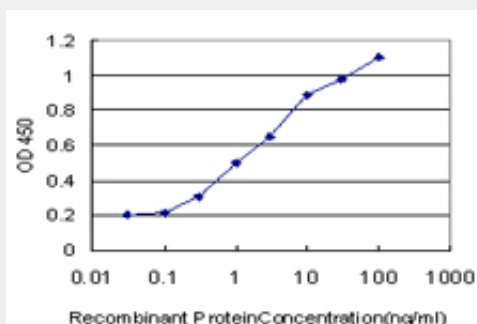
ERCC1 Antibody (monoclonal) (M01) - Images



Immunofluorescence of monoclonal antibody to ERCC1 on HeLa cell . [antibody concentration 10 ug/ml]



Antibody Reactive Against Recombinant Protein. Western Blot detection against Immunogen (33.99 KDa) .



Detection limit for recombinant GST tagged ERCC1 is approximately 0.03ng/ml as a capture antibody.

ERCC1 Antibody (monoclonal) (M01) - Background

The product of this gene functions in the nucleotide excision repair pathway, and is required for the repair of DNA lesions such as those induced by UV light or formed by electrophilic compounds including cisplatin. The encoded protein forms a heterodimer with the XPF endonuclease (also known as ERCC4), and the heterodimeric endonuclease catalyzes the 5' incision in the process of excising the DNA lesion. The heterodimeric endonuclease is also involved in recombinational DNA repair and in the repair of inter-strand crosslinks. Mutations in this gene result in cerebrooculofacioskeletal syndrome, and polymorphisms that alter expression of this gene may play a role in carcinogenesis. Multiple transcript variants encoding different isoforms have been found for this gene. The last exon of this gene overlaps with the CD3e molecule, epsilon associated protein gene on the opposite strand.

ERCC1 Antibody (monoclonal) (M01) - References

Polymorphic DNA repair and metabolic genes: a multigenic study on gastric cancer. Palli D, et al. Mutagenesis, 2010 Sep 3. PMID 20817763. Detection of ERCC1 118 polymorphisms in non-small-cell lung cancer by an improved fluorescence polarization assay. Wenchao L, et al. Diagn Mol Pathol, 2010 Sep. PMID 20736746. [Association between polymorphisms of ERCC1 and response in patients with advanced non-small cell lung cancer receiving cisplatin-based chemotherapy] Wang J, et al. Zhongguo Fei Ai Za Zhi, 2010 Apr. PMID 20677561. [The clinical significance of expression of ERCC1 and PkCalpha in non-small cell lung cancer] He L, et al. Zhongguo Fei Ai Za Zhi, 2010 Mar. PMID 20673527. [The expression and prognostic significance of ERCC1 and GST-pi in lung cancer] Xu C, et al. Zhongguo Fei Ai Za Zhi, 2010 Mar. PMID 20673515.